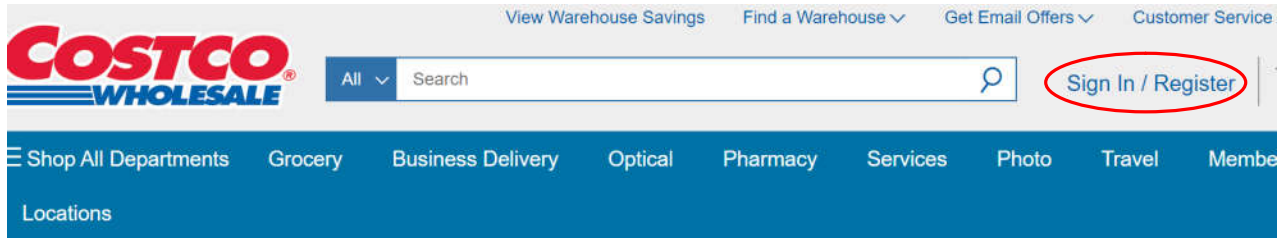



Contact lenses are available to order on Costco's Web Site ([www.costco.com](http://www.costco.com)). Instructions for ordering contacts are provided below.

1. Visit the Costco.com website and select **Sign In / Register**. Members that have not ordered from Costco.com before, will need to **Create an Account**. To reset a password select **Forgot Password**.



2. After signing in, select **Optical** from the main menu at the top of the page.



3. From the Optical Homepage, select **Shop Now**.



4. Select **Brands** from the menu bar and the product brand prescribed from the drop down menu.





5. After selecting the prescribed brand, select the contact lens modality prescribed by clicking on the box that matches the prescription. Make sure to select the appropriate lens type by reviewing the lens descriptions

below the pictures of the product boxes. Several products have the same packaging so it's important the correct product is selected.

Filter Results [Clear](#) We found 8 results

Brands [—](#) Sort by: [Price \(High to Low\)](#) [v](#)

<input type="checkbox"/> Acuvue	(19)		
<input checked="" type="checkbox"/> Air Optix	(8)		
<input type="checkbox"/> Avaira	(2)		
<input type="checkbox"/> Biofinity	(6)		
<input type="checkbox"/> BioTrue	(5)		
<input type="checkbox"/> Clariti	(5)	\$84.97	\$78.23
<input type="checkbox"/> ClearSight	(1)	Up to \$30 Mail-in Rebate	AIR OPTIX® COLORS 6-pack
<input type="checkbox"/> Dailies	(13)	AIR OPTIX® Plus HydraGlyde Multifocal 6-pack	FSA Eligible

6. Enter the **Prescription Information**, **Patient Name**, and **Patient Date of Birth** as it appears on the Rx. If ordering product for both eyes, make sure both boxes for the Right and Left eye are checked. Specify the **Qty** of each power being ordered.

### Prescription Information [Need Help?](#)

Eye	B.C.	Diameter	Power	Add	Qty
<input checked="" type="checkbox"/> Right	8.60 <a href="#">v</a>	14.20 <a href="#">v</a>	-6.50 <a href="#">v</a>	Low <a href="#">v</a>	1
<input checked="" type="checkbox"/> Left	8.60 <a href="#">v</a>	14.20 <a href="#">v</a>	-6.25 <a href="#">v</a>	Medium <a href="#">v</a>	1

Patient Name

Joe Smith

Patient Date of Birth [?](#)

09 [v](#)

16 [v](#)

1974 [v](#)

7. Enter the **Doctor Name** and **State** then select **Find Doctor**

Doctor Information

Doctor Name

Edwin Ambo

Clinic or Practice Name (optional)

City (optional)

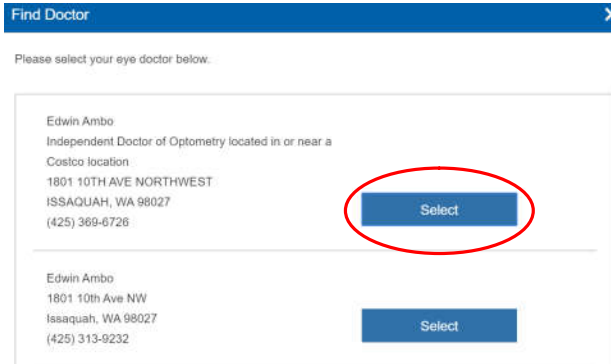
State

WA [v](#)

[Find Doctor](#)

[Enter Doctor Information](#)

8. **Select** the eye doctor from the list provided.
  - a. If the eye doctor is not listed, their information will need to be entered on the previous screen. The previous screen can be accessed by clicking the "X" to get out of the list of doctors in the upper right hand corner of the website. Then click "Enter Doctor Information".



9. After selecting the eye doctor, there is an opportunity to upload a an image of the prescription. This is not a required step, but it can expedite the prescription verification process. Then select **Add to Cart**.

## Upload Your Prescription

Get Your Contacts Faster! [Learn More](#)

[Upload Image of Prescription](#)

[Add to Cart](#)

10. A prescription verification window will require the user to verify their prescription. If everything looks good, select **Add to Cart**.

## Verify Your Prescription

Please verify the product selected and information entered matches your prescription. If the information doesn't match, your order will be cancelled.



AIR OPTIX PLUS HYDRAGLYDE MULTI 6PK  
Item #1286178

\$84.97 per box

### Prescription Information

Eye	B.C.	Diameter	Power	Add	Quantity
Right	8.8	14.2	-6.25	L	1
Left	8.8	14.2	-6.00	L	1

[Edit Prescription](#)

[Add to Cart](#)

11. Select **View Cart** and proceed to checkout.

Added to Cart ✕



AIR OPTIX® Plus HydraGlyde Multifocal 6-pack  
Item # 1286178

✔ Item Added to Cart

\$84.97

[Continue Shopping](#)

[View Cart](#)

Thank you for visiting Costco.